




 MINI LONG DISTANCE GIRLS 15 4km 									CFSAS
Rank	Surname	Name	Time	Gap to leader	Gap to previous	Bib	Age	Country	Points
1	Kaňková	Pavčina	0:23:22			110	U-15	Czech Republic	3000
2	Bauerek	Maja	0:23:36	0:00:14	0:00:14	108	U-15	Poland	2640
3	Gorukova	Ema	0:24:37	0:01:15	0:01:01	116	U-15	Czech Republic	2340
4	Schwobova	Agata	0:25:07	0:01:45	0:00:30	112	U-15	Czech Republic	2040
5	Hoeboer	Marin	0:25:32	0:02:10	0:00:25	124	U-15	Netherlands	1800
6	Hympanova	Alena	0:32:25	0:09:03	0:06:53	125	U-15	Czech Republic	1620
7	Spackova	Zofie	0:32:47	0:09:25	0:00:22	102	U-15	Czech Republic	1440

 MINI LONG DISTANCE WOMEN 4km 									CFSAS
Rank	Surname	Name	Time	Gap to leader	Gap to previous	Bib	Age	Country	POINTS
6	Voždová	Alena	0:27:07			115	M40	Czech Republic	1000
7	Milotova	Marie	0:28:45	0:05:23	0:05:23	113	U-18	Czech Republic	880
8	Ham	Pauline	0:29:53	0:06:31	0:01:08	118	M40	Netherlands	780
9	Rypina	Karolina	0:30:01	0:06:39	0:00:08	121	SENIOR	Poland	680
10	Rowińska	Agnieszka	0:30:14	0:06:52	0:00:13	120	SENIOR	Poland	600

 MINI LONG DISTANCE MEN 4km 									CFSAS
Rank	Surname	Name	Time	Gap to leader	Gap to previous	Bib	Age	Country	Points
1	Miczek	Mikołaj	0:23:32			22	U-15	Poland	3000
2	Sázavský	Antonín	0:23:35	0:00:03	0:00:03	16	U-15	Czech Republic	2640
3	Veis	David	0:24:17	0:00:45	0:00:42	24	U-15	Czech Republic	2340
4	Van Bakel	Mylo	0:24:59	0:01:27	0:00:42	21	U-15	Netherlands	2040
5	Trdla	Mikuláš	0:26:12	0:02:40	0:01:13	27	U-15	Czech Republic	1800
6	Rechtacek	Josef	0:26:27	0:02:55	0:00:15	25	U-15	Czech Republic	1620
7	Van Bakel	Tije	0:26:57	0:03:25	0:00:30	23	U-15	Netherlands	1440
8	Čermák	Richard	0:29:40	0:06:08	0:00:16	26	U-15	Czech Republic	1290